

Reading Placement Assessment Directions -- Freshmen

General Information

- The preferred browsers for the placement assessment are Mozilla Firefox and Google Chrome.
- Before you take your placement assessment, check your computer [here](#). Click “Is my computer ready?” If you need any help, fill out the Technical Support Feedback Form at the bottom of the page. Click “Return to Application” to continue.
- If it is your **first time taking a placement assessment**, click “Student Self Registration.” **After registering, you will be e-mailed a username and password; be sure to save this information.**
 - To register, you will need to know:
 - site password: dominican
 - use lowercase letters
 - student ID number
 - if you do not know your student ID number, contact admissions for help, 1(866) 4DC-INFO.
- If you have **taken a placement assessment before**, log in. (The last time you took an assessment you were e-mailed your username and password.) If you have any trouble, click on “Need help?” or “Forgot Password?”
- Access Code: READING
- You are given two hours to complete the assessment; the average time to complete the assessment is one hour.
- Once you start the assessment, you must complete it; you may not start and stop, then return to the assessment
- If you have a disability and require an accommodation such as extended time, please contact the [Office of Special Services](#) well in advance of taking your placement assessments. Please note, appropriate documentation of your disability must be provided prior to receiving accommodations.
- For questions about the placement assessments, please contact the [Academic Success Center](#) or your [admissions' counselors](#).

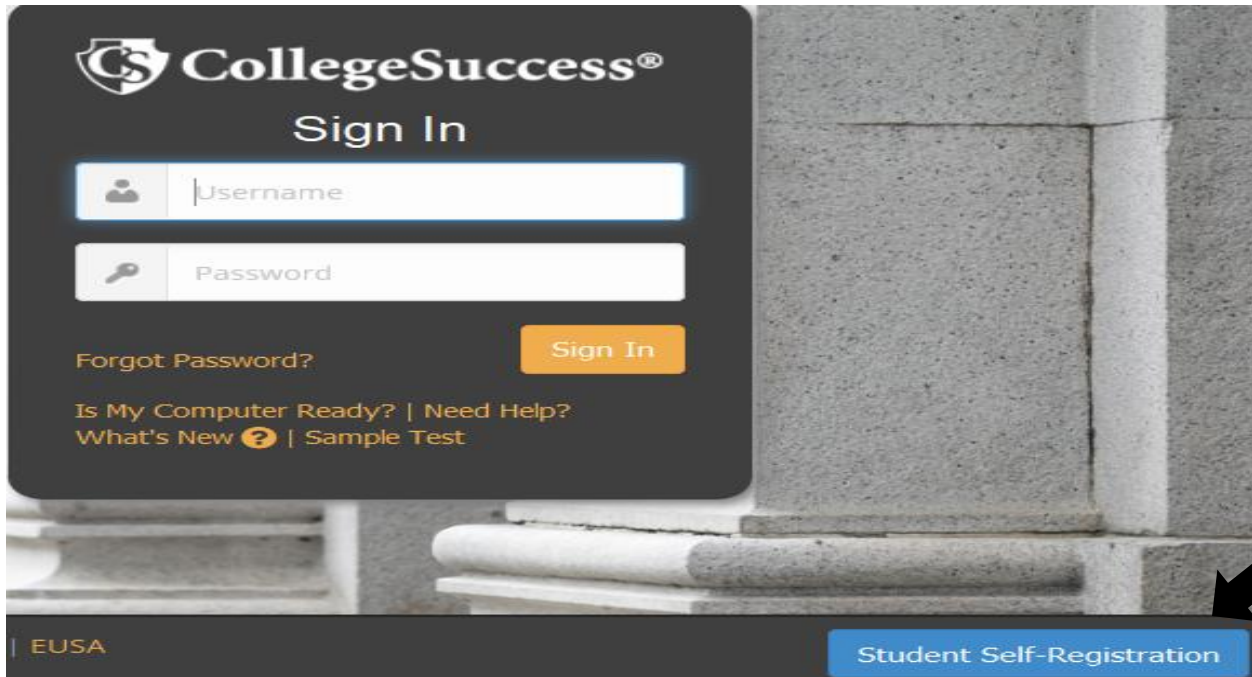
Reading Placement Assessment Directions -- Freshmen

Helpful Tips

- Be sure you are well rested, and ready
- Be sure you are in an environment suitable for concentration; remove all distractions
- Use a computer; do not use a tablet or smart phone to take the placement assessment
- Ensure your computer is connected to a power source and that your internet connection is stable
- [Sample questions](#) are available for review.

Reading Placement Assessment Directions -- Freshmen

1. From the [start page](#), click on “Student Self-Registration.”



2. Complete the student registration. You will need your student id number as well as the site password: dominican.

STUDENT REGISTRATION

School Information

Institution: +
Select One

Site: +
Select One

Site Password: +
|

Your Information

First Name: +
|

Middle Initial
|

Last Name: +
|

Address1:
|

Address2:
|

City: +
|

State/Province: +
- Select One -

Postal Code: +
|

More Information

Student ID: +
|

Retype Student ID: +
|

Email Address: +
|

Home Phone #:
|

Cell Phone #:
|

Date of Birth: +
N/A N/A N/A

Gender: +
- Select One -

How do you describe yourself?: +
- Select One -

Cancel Submit

Reading Placement Assessment Directions -- Freshmen

3. Upon completion of the student registration, click "OK."

If you click OK, your account will be created and your login information will be emailed to the address provided. Are you sure you want to finish the registration process? ×



4. Read and accept the End User Subscription Agreement. Click "Accept" to move on.



End User Subscription Agreement

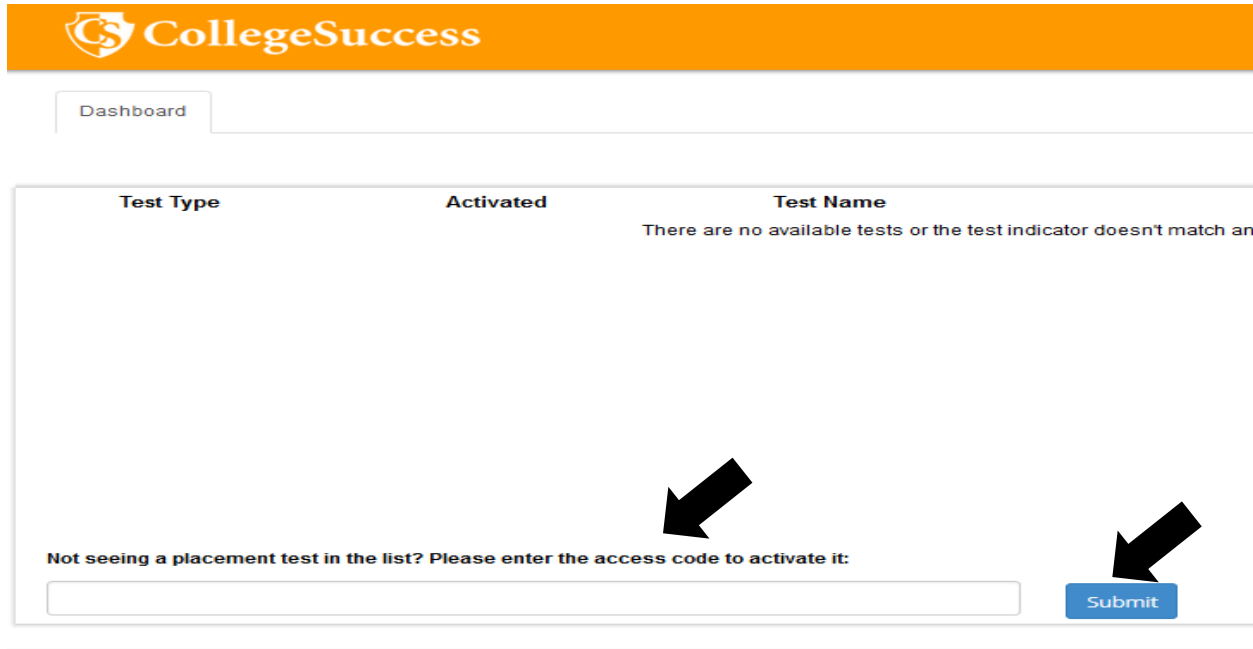
IMPORTANT NOTICE TO SUBSCRIBER...PLEASE READ CAREFULLY:

The terms "we", "us", and "our" refer to McCann Associates Holdings, LLC d/b/a McCann Associates ("McCann". "You", "your", "grantee", "subscriber" or "end-user" refer to the individual and/or entity that has purchased and paid for Services directly or whether Services have been procured for the benefit of end educational institution may pay for its administrators, teachers and students to access and use Services



Reading Placement Assessment Directions -- Freshmen

- This action will bring you to your student dashboard. Insert your access code: READING
Click “Submit.”

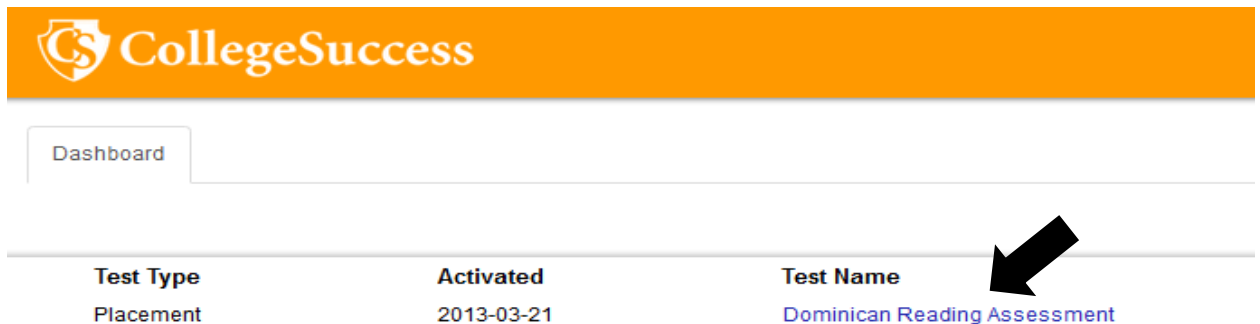


The screenshot shows the CollegeSuccess dashboard. At the top is an orange header with the CollegeSuccess logo. Below the header is a navigation bar with a 'Dashboard' button. The main content area contains a table with the following headers: 'Test Type', 'Activated', and 'Test Name'. Below the headers, there is a message: 'There are no available tests or the test indicator doesn't match an'. At the bottom of the table area, there is a text prompt: 'Not seeing a placement test in the list? Please enter the access code to activate it:' followed by an empty input field and a blue 'Submit' button. Two black arrows point to the input field and the 'Submit' button.

Test Type	Activated	Test Name
There are no available tests or the test indicator doesn't match an		

Not seeing a placement test in the list? Please enter the access code to activate it:

- Your placement assessment will now appear in your dashboard. Click on “Dominican Reading Assessment” to begin.



The screenshot shows the CollegeSuccess dashboard. At the top is an orange header with the CollegeSuccess logo. Below the header is a navigation bar with a 'Dashboard' button. The main content area contains a table with the following headers: 'Test Type', 'Activated', and 'Test Name'. Below the headers, there is one row of data: 'Placement', '2013-03-21', and 'Dominican Reading Assessment'. A black arrow points to the 'Dominican Reading Assessment' text.

Test Type	Activated	Test Name
Placement	2013-03-21	Dominican Reading Assessment

- In the future, should you need to access the result of your placement assessment, simply log back in and click on “Dominican Reading Assessment.”